



YLI ELECTRONIC

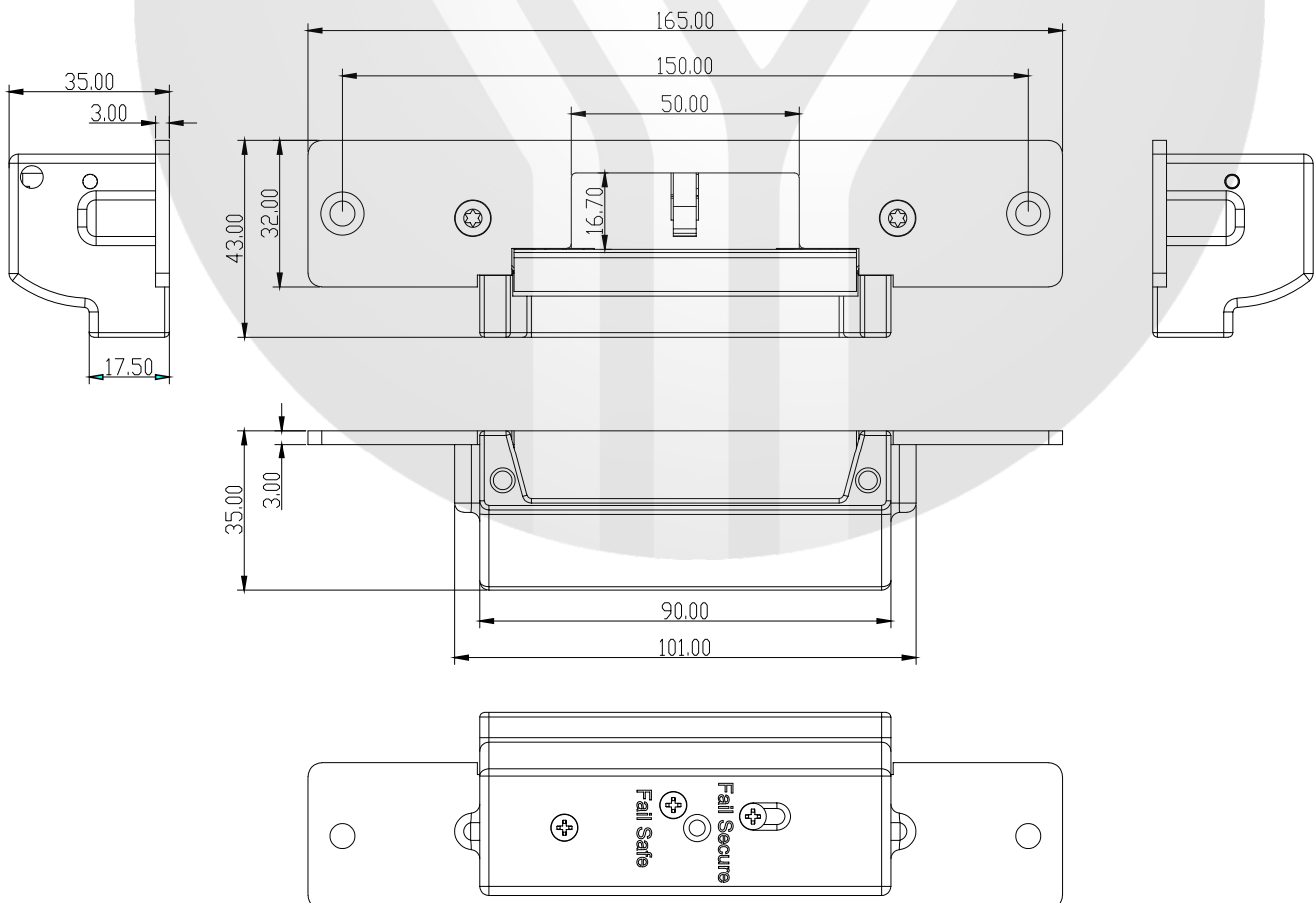
# American Standard Electric Strike W/Signal

Model: YS-138N-S

## Specification

Face Plate	165Lx43Wx35H
Voltage	DC12V
Current	12V/280mA
Feature	Fail secure(NO);Fail safe(NC)
Signal output	Door status Output,NO/NC/COM
Cover finish	Zinc alloy (high temperature painted)
Suitable for	Wooden door,Metal door,Glass door
Weight	0.42kg

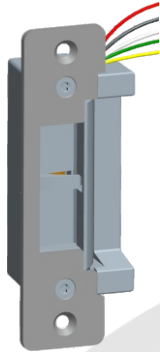
## Diagram(unit:mm)



## Signal Output

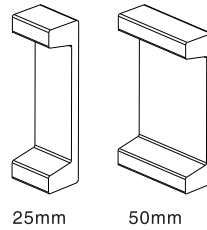
### Door Status

Red: +	}	DC 12V(Default)
Black: -		
Yellow: NC	}	N.O. contact output : closed status
White: COM		Common terminal
Green: NO		N.C. contact output : closed status

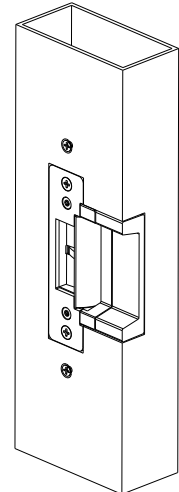


## Accessories

If the door frame is too thick, please use the extension plate. Installation is as the follows.



Extension plate(need order)



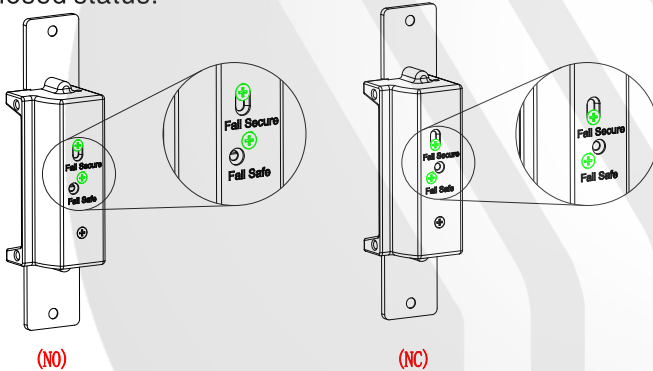
## Function Conversion

You can set the operation mode of Fail Safe or Fail Secure.

Loose the screw and tighten it in the other hole.

Fail Safe(NC): When power off, the door is in the open status.


Fail Secure(NO): When power off, the door is in the closed status.



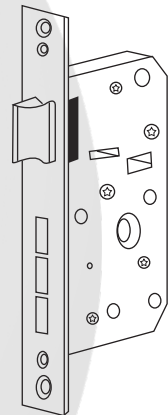
## Options of Mechanical Lock

Suitable for: YS-138, YS-138L

Suitable for: YS-138LK

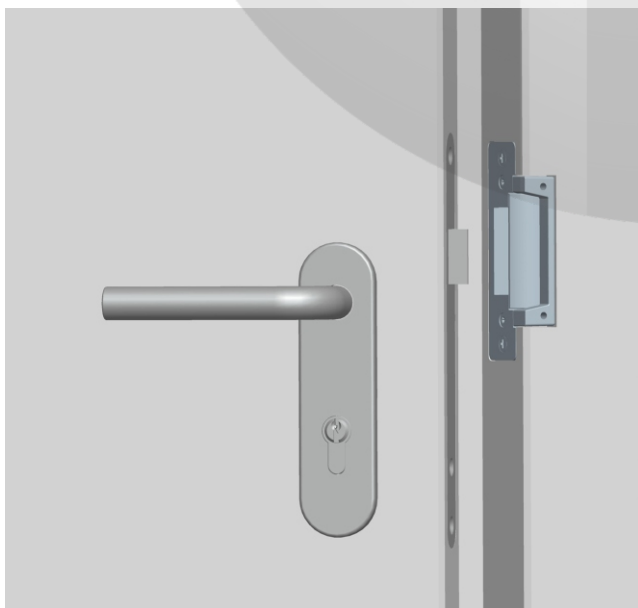


YS-305/306



YS-308

## Installation Diagram



## Overall Dimensions

